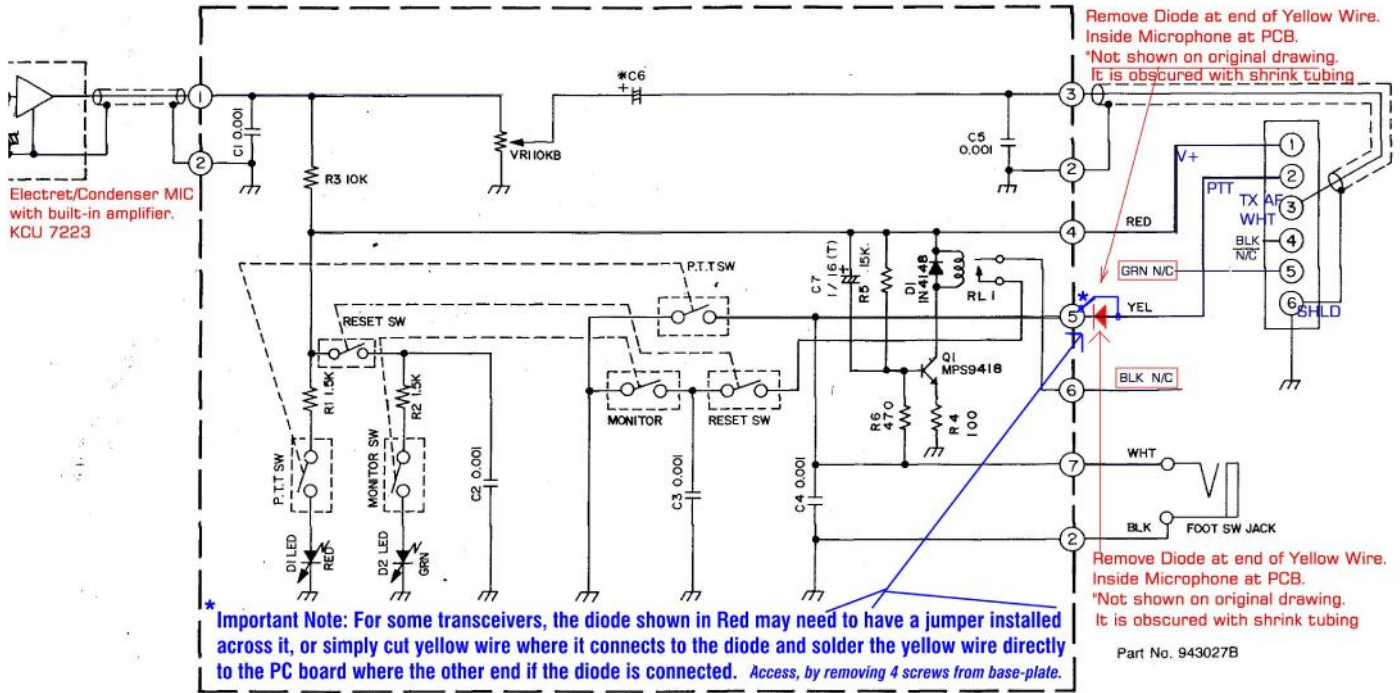


# BUXCOMM 4000BDM Internal Wiring and Amateur Transceiver Connections.

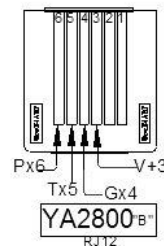
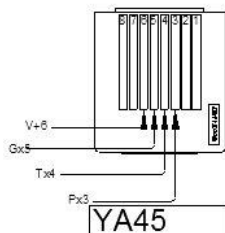
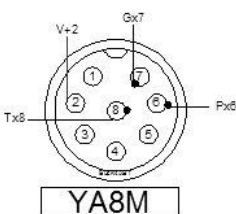
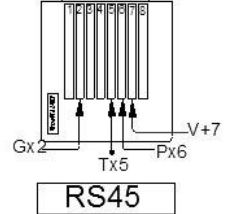
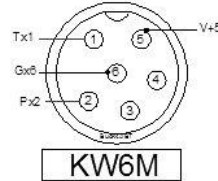
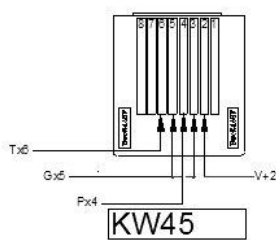
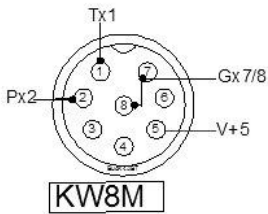
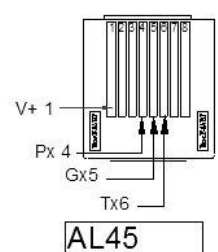
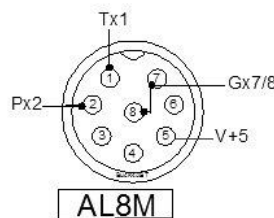
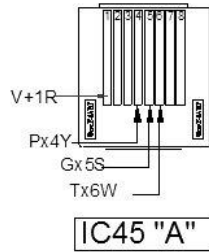
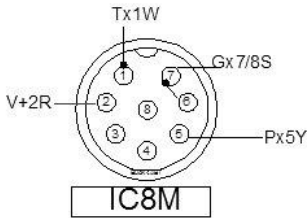
## MB-4000 INTERNAL WIRING DIAGRAM



Microphone Wiring diagrams for most popular transceivers shown below.

**AL=Alinco, IC=Icom, KW=Kenwood, RS=Radio Shack, YA=Yaesu**

**8M= 8 pin Screw-On Mic, 6M= 6 pin Screw-On Mic, 45= RJ45 (Modular), 12= RJ12 (modular)**



V+ RED	4000 BDM
Tx WHT	DeskMic
Px YEL	Bottom Hole
Gx SHD	Level Adjust
	Remove the diode At end of Yellow wire (PTT) inside MIC at PCB!